FCC TEST REPORT

For

CHROMATEQ SARL

01C

Test Model: CLUB 512+

Additional Model No.: CLUB 512, CLUB 128+, CLUB 128

Prepared for	:	CHROMATEQ SARL
Address	:	191 Allee de Lauzaard – Bat.B, Rdc 1, 34980 Saint Gely du Fesc, France
Prepared by	:	Shenzhen LCS Compliance Testing Laboratory Ltd.
Address	:	Room 101, 201, Building A and Room 301, Building C, Juji Industrial Park, Yabianxueziwei, Shajing Street, Bao'an District, Shenzhen, Guangdong, China
Tel	:	+(86) 0755-82591330
Fax	:	+(86) 0755-82591332
Web	:	www.lcs-cert.com
Mail	:	webmaster@lcs-cert.com
Date of receipt of test sample	:	July 07, 2026
Number of tested samples	:	1
Serial number	:	Prototype
Date of Test	:	July 07, 2026-September 04, 2026
Date of Report	:	September 08, 2026

DRAFT

Shenzhen LCS Compliance Testing Laboratory Ltd.
Add: Room 101, 201, Building A and Room 301, Building C, Juji Industrial Park, Yabianxueziwei, Shajing Street, Bao'an District, Shenzhen, Guangdong, China
Tel: +(86) 0755-82591330 | E-mail: webmaster@lcs-cert.com | Web: www.lcs-cert.com
Scan code to check authenticity

TEST REPORT

Report No.	:	**LCSA07066141E**
Date of Issue.....	:	September 08, 2026
Testing Laboratory Name.....	:	**Shenzhen LCS Compliance Testing Laboratory Ltd.**
Address.....	:	Room 101, 201, Building A and Room 301, Building C, Juji Industrial Park, Yabianxueziwei, Shajing Street, Bao'an District, Shenzhen, Guangdong, China
Testing Location/ Procedure.....	:	Full application of Harmonised standards ■ Partial application of Harmonised standards □ Other standard testing method □
Applicant's Name.....	:	**CHROMATEQ SARL**
Address.....	:	191 Allee de Lauzaard – Bat.B, Rdc 1, 34980 Saint Gely du Fesc, France
Test Specification		
Standard.....	:	FCC Rules and Regulations Part 15 Subpart B ANSI C63.4:2014 ANSI C63.4a-2017
TRF Originator.....	:	Shenzhen LCS Compliance Testing Laboratory Ltd.
Master TRF.....	:	Dated 2011-03

Shenzhen LCS Compliance Testing Laboratory Ltd. All rights reserved.
This publication may be reproduced in whole or in part for non-commercial purposes as long as the Shenzhen LCS Compliance Testing Laboratory Ltd. is acknowledged as copyright owner and source of the material. Shenzhen LCS Compliance Testing Laboratory Ltd. takes no responsibility for and will not assume liability for damages resulting from the reader's interpretation of the reproduced material due to its placement and context.

Test Item Description.....	:	**01C**
Trade Mark.....	:	N/A
Test Model.....	:	CLUB 512+
Result.....	:	**Pass**

Compiled by:	**Supervised by:**	**Approved by:**
Emma Wang	Jelly Li	Gavin Liang
Emma Wang / File Administrator	Jelly Li / Technique principal	Gavin Liang / Manager

DRAFT

Shenzhen LCS Compliance Testing Laboratory Ltd.
Add: Room 101, 201, Building A and Room 301, Building C, Juji Industrial Park, Yabianxueziwei, Shajing Street, Bao'an District, Shenzhen, Guangdong, China
Tel: +(86) 0755-82591330 | E-mail: webmaster@lcs-cert.com | Web: www.lcs-cert.com
Scan code to check authenticity

TEST REPORT

Test Report No.: **LCSA07066141E**	September 08, 2026 Date of issue

Test Model.....	: **CLUB 512+**
EUT.....	: 01C
Applicant.....	: **CHROMATEQ SARL**
Address.....	: 191 Allee de Lauzaard – Bat.B, Rdc 1, 34980 Saint Gely du Fesc, France
Telephone.....	: /
Fax.....	: /
Manufacturer.....	: **CHROMATEQ SARL**
Address.....	: 191 Allee de Lauzaard – Bat.B, Rdc 1, 34980 Saint Gely du Fesc, France
Telephone.....	: /
Fax.....	: /
Factory.....	: **CHROMATEQ SARL**
Address.....	: 191 Allee de Lauzaard – Bat.B, Rdc 1, 34980 Saint Gely du Fesc, France
Telephone.....	: /
Fax.....	: /

Test Result	**Pass**

The test report merely corresponds to the test sample.
It is not permitted to copy extracts of these test result without the written permission of the test laboratory.

DRAFT

Shenzhen LCS Compliance Testing Laboratory Ltd.
Add: Room 101, 201, Building A and Room 301, Building C, Juji Industrial Park, Yabianxueziwei, Shajing Street, Bao'an District, Shenzhen, Guangdong, China
Tel: +(86) 0755-82591330 | E-mail: webmaster@lcs-cert.com | Web: www.lcs-cert.com
Scan code to check authenticity

Revision History

Report Version	Issue Date	Revision Content	Revised By
000	September 08, 2026	Initial Issue	/

DRAFT

Shenzhen LCS Compliance Testing Laboratory Ltd.
Add: Room 101, 201, Building A and Room 301, Building C, Juji Industrial Park, Yabianxueziwei, Shajing Street, Bao'an District, Shenzhen, Guangdong, China
Tel: +(86) 0755-82591330 | E-mail: webmaster@lcs-cert.com | Web: www.lcs-cert.com
Scan code to check authenticity

TABLE OF CONTENTS

Test Report Description Page

1. SUMMARY OF STANDARDS AND RESULTS 6

1.1 Description of Standards and Results 6
1.2 Description of Test Modes 7

2. GENERAL INFORMATION 8

2.1 Description of Device (EUT) 8
2.2 Support equipment List 8
2.3 Description of Test Facility 8
2.4 Measurement Uncertainty 8

3. MEASURING DEVICES AND TEST EQUIPMENT 9
4. EMISSION TEST RESULTS (EMI) 10

4.1 AC Power Port Conducted Emission 10
4.2 Radiated Emissions Test(30-1000MHz) 16

5. TEST SETUP PHOTOS 24
6. EUT CONSTRUCTIONAL DETAILS (EUT PHOTOS) 26

DRAFT

Shenzhen LCS Compliance Testing Laboratory Ltd.
Add: Room 101, 201, Building A and Room 301, Building C, Juji Industrial Park, Yabianxueziwei, Shajing Street, Bao'an District, Shenzhen, Guangdong, China
Tel: +(86) 0755-82591330 | E-mail: webmaster@lcs-cert.com | Web: www.lcs-cert.com
Scan code to check authenticity

1. SUMMARY OF STANDARDS AND RESULTS

1.1 Description of Standards and Results

Description of Test Item	Standard	Result	Memo
AC Power Port Conducted Emission	FCC Rules and Regulations Part 15 Subpart B,ANSI C63.4:2014,ANSI C63.4a-2017	PASS	/
Radiated Emissions Test(30-1000MHz)	FCC Rules and Regulations Part 15 Subpart B,ANSI C63.4:2014,ANSI C63.4a-2017	PASS	/

DRAFT

Shenzhen LCS Compliance Testing Laboratory Ltd.
Add: Room 101, 201, Building A and Room 301, Building C, Juji Industrial Park, Yabianxueziwei, Shajing Street, Bao'an District, Shenzhen, Guangdong, China
Tel: +(86) 0755-82591330 | E-mail: webmaster@lcs-cert.com | Web: www.lcs-cert.com
Scan code to check authenticity

1.2 Description of Test Modes

No	Title	Description
Mode 1	SA mode(DC 9V)	/
Mode 2	Working(DC 5V)	/

DRAFT

Shenzhen LCS Compliance Testing Laboratory Ltd.
Add: Room 101, 201, Building A and Room 301, Building C, Juji Industrial Park, Yabianxueziwei, Shajing Street, Bao'an District, Shenzhen, Guangdong, China
Tel: +(86) 0755-82591330 | E-mail: webmaster@lcs-cert.com | Web: www.lcs-cert.com
Scan code to check authenticity

2. GENERAL INFORMATION

2.1 Description of Device (EUT)

EUT	: 01C
Test Model	: CLUB 512+
Power Supply	: DC 5V
Highest Internal Frequency	: ≤108MHz
Classification of Equipment	: Class B
Additional Model	: CLUB 512, CLUB 128+, CLUB 128
Model Declaration	: PCB board, structure and internal of these model(s) are the same, So no additional models were tested.

2.2 Support equipment List

Equipment	Manufacturer	Model	Serial Number	Description
PC	Lenovo	Lenovo E41-55	MP1ZW5C4	/
Adapter	/	/	/	/

2.3 Description of Test Facility

The data and results referenced in this document are true and accurate. The reader is cautioned that there may be errors within the calibration limits of the equipment and facilities. The measurement uncertainty was calculated for all measurements listed in this test report acc. To CISPR 16 – 4 "Specification for radio disturbance and immunity measuring apparatus and methods – Part 4: Uncertainty in EMC Measurements" and is documented in the LCS quality system acc. To DIN EN ISO/IEC 17025. Furthermore, component and process variability of devices similar to that tested may result in additional deviation. The manufacturer has the sole responsibility of continued compliance of the device.

NVLAP Accreditation Code is 600167-0.
FCC Designation Number is CN5024.
CAB identifier is CN0071.
CNAS Registration Number is L4595.

2.4 Measurement Uncertainty

Test Item	Measurement Uncertainty
Conducted Emission (150kHz to 30MHz)	± 2.35 dB
Radiated Emission (30MHz to 1000MHz)	± 3.48 dB
Radiated Emission (above 1000MHz)	± 3.90 dB
Note: This uncertainty represents an expanded uncertainty expressed at approximately the 95% confidence level using a coverage factor of k=2.	

DRAFT

Shenzhen LCS Compliance Testing Laboratory Ltd.
Add: Room 101, 201, Building A and Room 301, Building C, Juji Industrial Park, Yabianxueziwei, Shajing Street, Bao'an District, Shenzhen, Guangdong, China
Tel: +(86) 0755-82591330 | E-mail: webmaster@lcs-cert.com | Web: www.lcs-cert.com
Scan code to check authenticity

3. MEASURING DEVICES AND TEST EQUIPMENT

AC Power Port Conducted Emission				
Equipment	**Manufacturer**	**Model No**	**Serial No.**	**Due Date**
EMI Test Receiver	R&S	ESR3	102312	2026-12-21
Artificial Mains	R&S	ENV216	101288	2027-04-20
Pulse Limiter	R&S	ESH3-Z2	102750-NB	2027-05-05
EMI Test Software	Farad	EZ	/	/

Radiated Emissions Test(30-1000MHz)				
Equipment	**Manufacturer**	**Model No**	**Serial No.**	**Due Date**
EMI Test Software	Farad	EZ	/	/
By-log Antenna	SchwarZBECK	VULB9163	01565	2027-08-02
EMI Test Receiver	R&S	ESCI7	101173	2026-10-10
Broadband Preamplifier	/	BBV9745	00317	2026-11-06

DRAFT

Shenzhen LCS Compliance Testing Laboratory Ltd.
Add: Room 101, 201, Building A and Room 301, Building C, Juji Industrial Park, Yabianxueziwei, Shajing Street, Bao'an District, Shenzhen, Guangdong, China
Tel: +(86) 0755-82591330 | E-mail: webmaster@lcs-cert.com | Web: www.lcs-cert.com
Scan code to check authenticity

4. EMISSION TEST RESULTS (EMI)

4.1 AC Power Port Conducted Emission

4.1.1 Limits

Class A		
Frequency	Quasi-Peak Level dB(μV)	Average Level dB(μV)
150 kHz~500 kHz	79	66
500 kHz~30 MHz	73	60
Class B		
Frequency	Quasi-Peak Level dB(μV)	Average Level dB(μV)
150 kHz~500 kHz	66 ~ 56*	56 ~ 46*
500 kHz~5 MHz	56	46
5 MHz~30 MHz	60	50
Notes: 1. * Decreasing linearly with logarithm of frequency. 2. The lower limit shall apply at the transition frequencies.		

4.1.2 Test procedure

The EUT and Support equipment placement requires reference to the test block diagram and is placed on a non-metallic table.

All I/O cables were positioned to simulate typical actual usage as per ANSI C63.4.

All support equipment power received from a second LISN.

Emissions were measured on each current carrying line of the EUT using an EMI Test Receiver connected to the LISN powering the EUT.

The Receiver scanned from 150 kHz to 30MHz for emissions in each of the test modes.

During the above scans, the emissions were maximized by cable manipulation.

After the preliminary scan, we found the test mode producing the highest emission level.

The EUT configuration and worse cable configuration of the above highest emission levels were recorded for reference of the final test.

EUT and support equipment were set up on the test bench as per the configuration with highest emission level in the preliminary test.

A scan was taken on both power lines, Neutral and Line, recording at least the six highest emissions.

Emission frequency and amplitude were recorded into a computer in which correction factors were used to calculate the emission level and compare reading to the applicable limit.

The test data of the worst-case condition(s) was recorded.

The bandwidth of test receiver is set at 9 kHz.

Note: 1) Pre-scan all modes and recorded the worst case results in this report.

2) Margin= Reading level + Correct factor–Limit

Shenzhen LCS Compliance Testing Laboratory Ltd.
Add: Room 101, 201, Building A and Room 301, Building C, Juji Industrial Park, Yabianxueziwei, Shajing Street, Bao'an District, Shenzhen, Guangdong, China
Tel: +(86) 0755-82591330 | E-mail: webmaster@lcs-cert.com | Web: www.lcs-cert.com
Scan code to check authenticity

DRAFT

Correct Factor=Lisn Factor+Cable Factor+Insertion loss of Pulse Limitter

4.1.3 Test Setup Diagram

For floor standing equipment

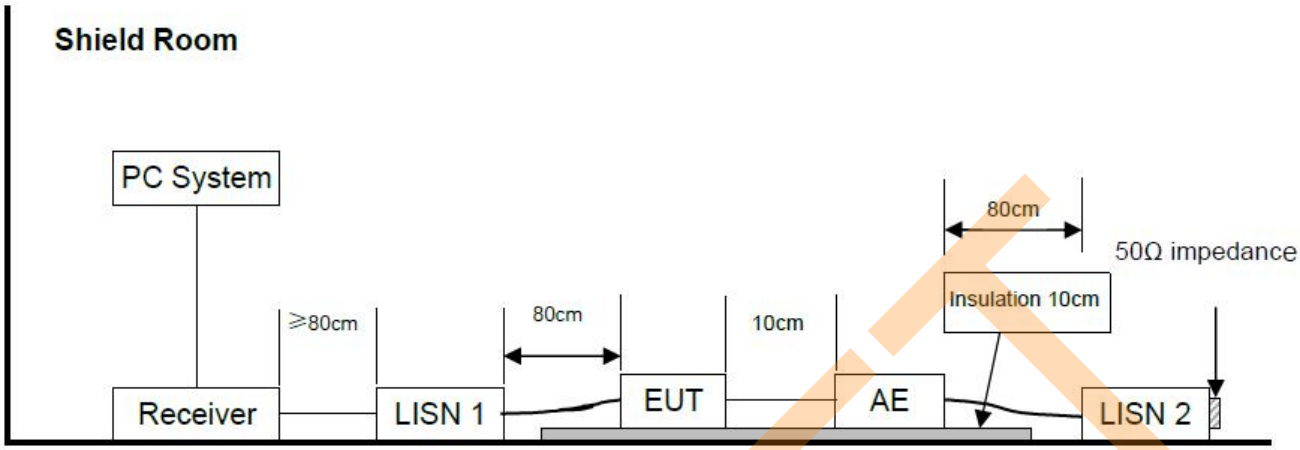

For combinations equipment

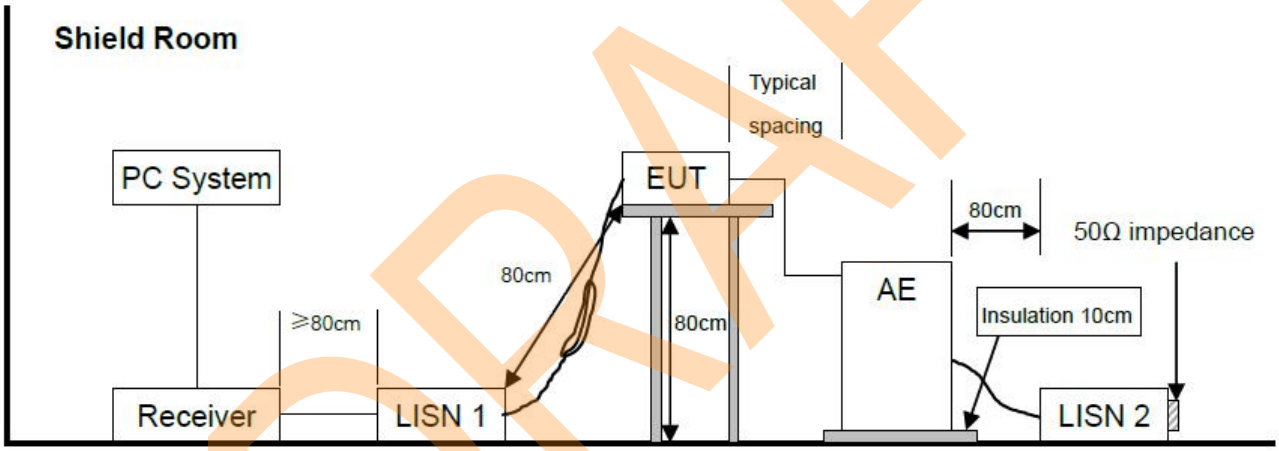

DRAFT

Shenzhen LCS Compliance Testing Laboratory Ltd.
Add: Room 101, 201, Building A and Room 301, Building C, Juji Industrial Park, Yabianxueziwei, Shajing Street, Bao'an District, Shenzhen, Guangdong, China
Tel: +(86) 0755-82591330 | E-mail: webmaster@lcs-cert.com | Web: www.lcs-cert.com
Scan code to check authenticity

For table-top equipment

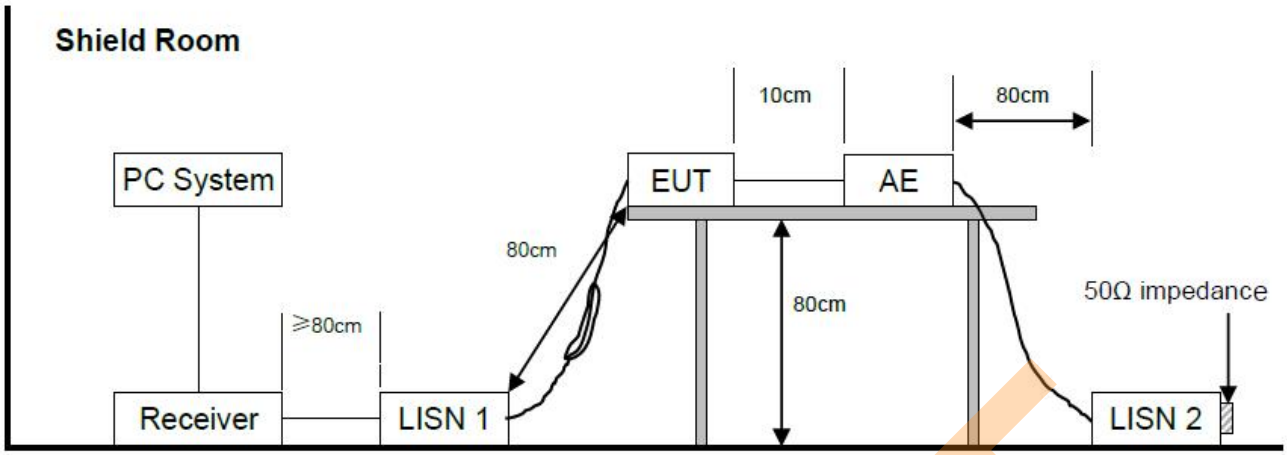

Shenzhen LCS Compliance Testing Laboratory Ltd.
Add: Room 101, 201, Building A and Room 301, Building C, Juji Industrial Park, Yabianxueziwei, Shajing Street, Bao'an District, Shenzhen, Guangdong, China
Tel: +(86) 0755-82591330 | E-mail: webmaster@lcs-cert.com | Web: www.lcs-cert.com
Scan code to check authenticity

DRAFT

4.1.4 E.U.T. Operation

Operating Environment:			
Temperature:	22.5° C	Humidity:	60.0%RH
Test Engineer	Xing Jin Mo		
Mode 1	SA mode	Voltage	DC 9V

DRAFT

Shenzhen LCS Compliance Testing Laboratory Ltd.
Add: Room 101, 201, Building A and Room 301, Building C, Juji Industrial Park, Yabianxueziwei, Shajing Street, Bao'an District, Shenzhen, Guangdong, China
Tel: +(86) 0755-82591330 | E-mail: webmaster@lcs-cert.com | Web: www.lcs-cert.com
Scan code to check authenticity

4.1.5 Test data

Mode 1 / Line: Line

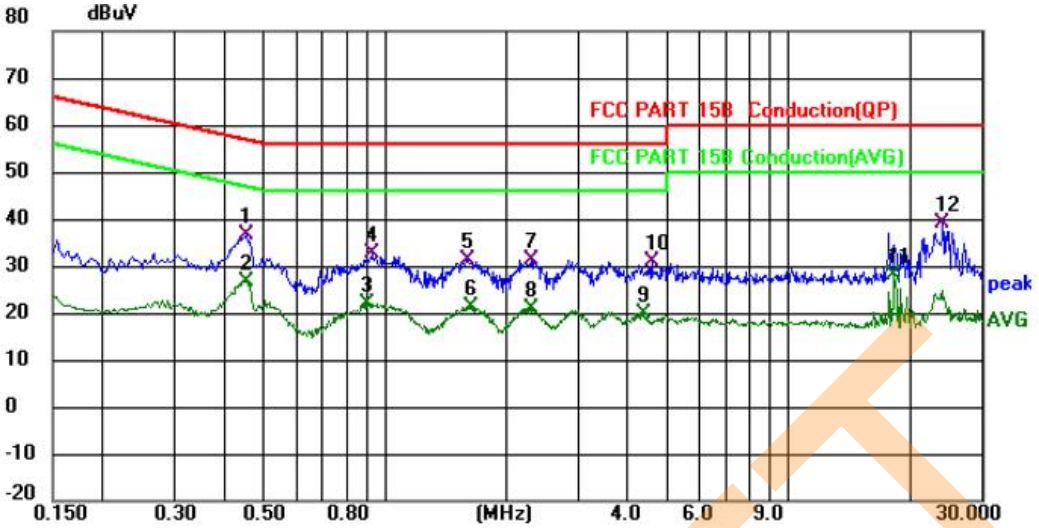

No.	Mk.	Freq.	Reading Level	Correct Factor	Measure-ment	Limit	Margin		
		MHz	dBuV	dB	dBuV	dBuV	dB	Detector	Comment
1		0.4515	16.47	20.17	36.64	56.85	-20.21	QP	
2	*	0.4515	6.61	20.17	26.78	46.85	-20.07	AVG	
3		0.9060	1.56	20.48	22.04	46.00	-23.96	AVG	
4		0.9240	12.03	20.48	32.51	56.00	-23.49	QP	
5		1.5945	10.78	20.47	31.25	56.00	-24.75	QP	
6		1.6350	0.81	20.47	21.28	46.00	-24.72	AVG	
7		2.3010	10.88	20.46	31.34	56.00	-24.66	QP	
8		2.3010	0.43	20.46	20.89	46.00	-25.11	AVG	
9		4.3935	-0.58	20.55	19.97	46.00	-26.03	AVG	
10		4.5780	10.48	20.56	31.04	56.00	-24.96	QP	
11		18.2445	7.26	20.95	28.21	50.00	-21.79	AVG	
12		24.1215	18.11	20.86	38.97	60.00	-21.03	QP	

DRAFT

Shenzhen LCS Compliance Testing Laboratory Ltd.
Add: Room 101, 201, Building A and Room 301, Building C, Juji Industrial Park, Yabianxueziwei, Shajing Street, Bao'an District, Shenzhen, Guangdong, China
Tel: +(86) 0755-82591330 | E-mail: webmaster@lcs-cert.com | Web: www.lcs-cert.com
Scan code to check authenticity

Mode 1 / Line: Neutral

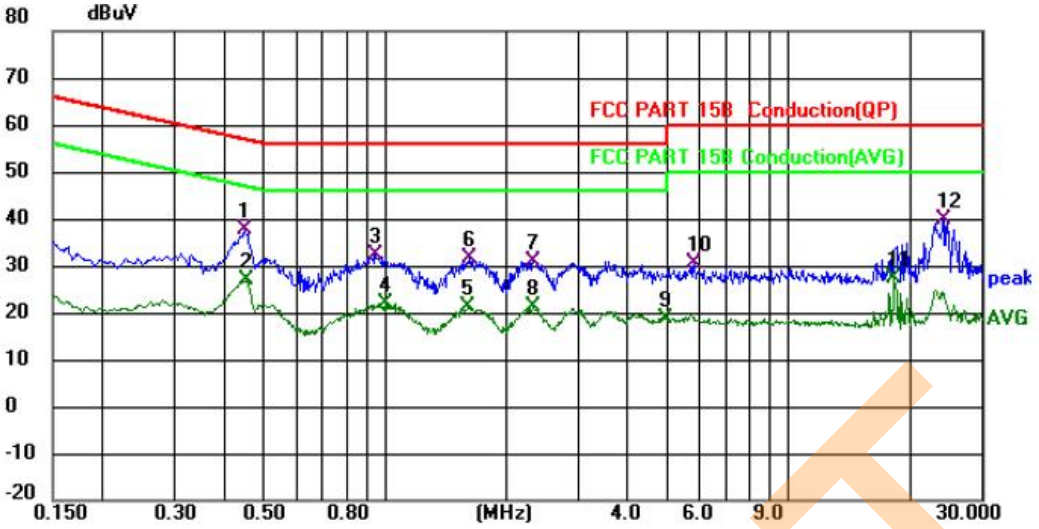

No.	Mk.	Freq.	Reading Level	Correct Factor	Measure-ment	Limit	Margin		
		MHz	dBuV	dB	dBuV	dBuV	dB	Detector	Comment
1	*	0.4470	17.59	20.18	37.77	56.93	-19.16	QP	
2		0.4515	6.65	20.17	26.82	46.85	-20.03	AVG	
3		0.9510	11.76	20.45	32.21	56.00	-23.79	QP	
4		1.0050	1.39	20.46	21.85	46.00	-24.15	AVG	
5		1.6035	0.83	20.51	21.34	46.00	-24.66	AVG	
6		1.6260	11.19	20.51	31.70	56.00	-24.30	QP	
7		2.3325	10.53	20.53	31.06	56.00	-24.94	QP	
8		2.3415	0.69	20.53	21.22	46.00	-24.78	AVG	
9		4.9470	-1.63	20.52	18.89	46.00	-27.11	AVG	
10		5.8335	9.86	20.55	30.41	60.00	-29.59	QP	
11		18.2445	6.56	20.90	27.46	50.00	-22.54	AVG	
12		24.1575	18.99	20.78	39.77	60.00	-20.23	QP	

DRAFT

Shenzhen LCS Compliance Testing Laboratory Ltd.
Add: Room 101, 201, Building A and Room 301, Building C, Juji Industrial Park, Yabianxueziwei, Shajing Street, Bao'an District, Shenzhen, Guangdong, China
Tel: +(86) 0755-82591330 | E-mail: webmaster@lcs-cert.com | Web: www.lcs-cert.com
Scan code to check authenticity

4.2 Radiated Emissions Test(30-1000MHz)

4.2.1 Limits

Limits:				
Frequency (MHz)	Class A Field Strengths Limits at 10m measuring distance dB(μV)/m	Class A Field Strengths Limits at 3m measuring distance dB(μV)/m	Class B Field Strengths Limits at 10m measuring distance dB(μV)/m	Class B Field Strengths Limits at 3m measuring distance dB(μV)/m
30--88	39.0	49.5	29.5	40.0
88--216	43.5	54.0	33.0	43.5
216--960	46.4	57.0	35.5	46.0
960--1000	49.5	60.0	43.5	54.0
Above 1000	/	80.0 Peak), 60.0 (Average)	/	74.0 (Peak), 54.0 (Average)

4.2.2 Test procedure

Procedure of Preliminary Test

The EUT and Support equipment, if needed, were put placed on a non-metallic table, 0.8m (table-top device)/0.1m (floor stand device) above the ground plane.

Configuration EUT to simulate typical usage as described in as shown above block diagram and equipment list of this report.

All I/O cables were positioned to simulate typical actual usage as per ANSI C63.4.

Mains cables, telephone lines or other connections to auxiliary equipment located outside the test are shall drape to the floor, be fitted with ferrite clamps or ferrite tubes placed on the floor at the point where the cable reaches the floor and then routed to the place where they leave the turntable. No extension cords shall be used to mains receptacle.

The antenna was placed at 3 meter away from the EUT as stated in ANSI C63.4. The antenna connected to the Spectrum Analyzer via a cable and at times a pre-amplifier would be used.

The Analyzer / Receiver quickly scanned from 30 MHz to 1 GHz. The EUT test program was started. Emissions were scanned and measured rotating the EUT to 360 degrees and positioning the antenna 1 to 4 meters above the ground plane, in both the vertical and the horizontal polarization, to maximize the emission reading level.

After the preliminary scan, we found the test mode producing the highest emission level. The EUT and cable configuration, antenna position, polarization and turntable position of the above highest emission level were recorded for the final test.

Procedure of Final Test

EUT and support equipment were set up on the turntable as per the configuration with highest emission level in the preliminary test.

Shenzhen LCS Compliance Testing Laboratory Ltd.
Add: Room 101, 201, Building A and Room 301, Building C, Juji Industrial Park, Yabianxueziwei, Shajing Street, Bao'an District, Shenzhen, Guangdong, China
Tel: +(86) 0755-82591330 | E-mail: webmaster@lcs-cert.com | Web: www.lcs-cert.com
Scan code to check authenticity

DRAFT

The Analyzer / Receiver scanned from 30 MHz to 1 GHz. Emissions were scanned and measured rotating the EUT to 360 degrees, varying cable placement and positioning the antenna 1 to 4 meters above the ground plane, in both the vertical and the horizontal polarization, to maximize the emission reading level. Recorded at least the six highest emissions. Emission frequency, amplitude, antenna position, polarization and turntable position were recorded into a computer in which correction factors were used to calculate the emission level and compare reading to the applicable limit and only Q.P. reading is presented.

For emissions from 30 MHz to 1 GHz, Quasi-Peak values were measured with EMI Receiver and the bandwidth of Receiver is 120 kHz.

Note:Note:1).Pre-Scan all modes, the record worst case mode result in this report.

2) Margin= Reading level + Correct factor – Limit

Correct Factor=Antenna Factor+Cable Factor- Pre-amplifier Factor

4.2.3 Test Setup Diagram

Below 1 GHz

For table-top equipment

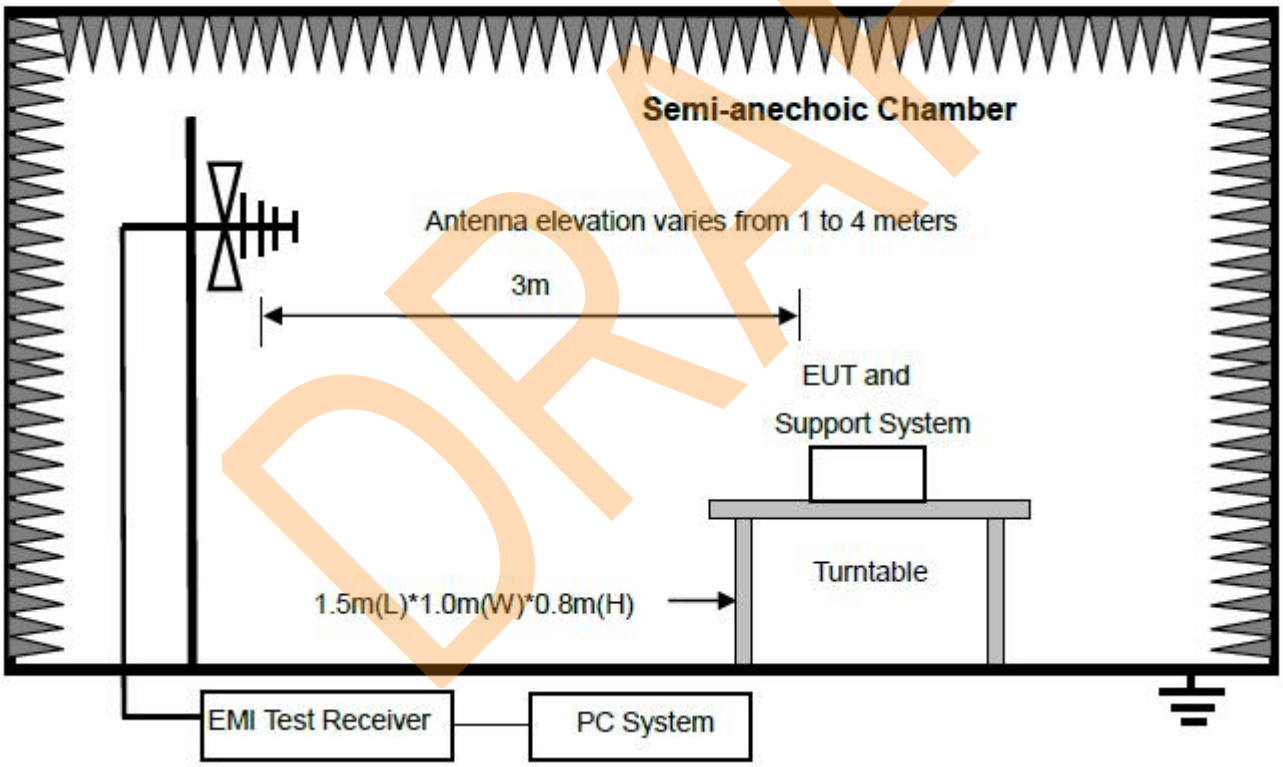

Shenzhen LCS Compliance Testing Laboratory Ltd.
Add: Room 101, 201, Building A and Room 301, Building C, Juji Industrial Park, Yabianxueziwei, Shajing Street, Bao'an District, Shenzhen, Guangdong, China
Tel: +(86) 0755-82591330 | E-mail: webmaster@lcs-cert.com | Web: www.lcs-cert.com
Scan code to check authenticity

For floor standing equipment

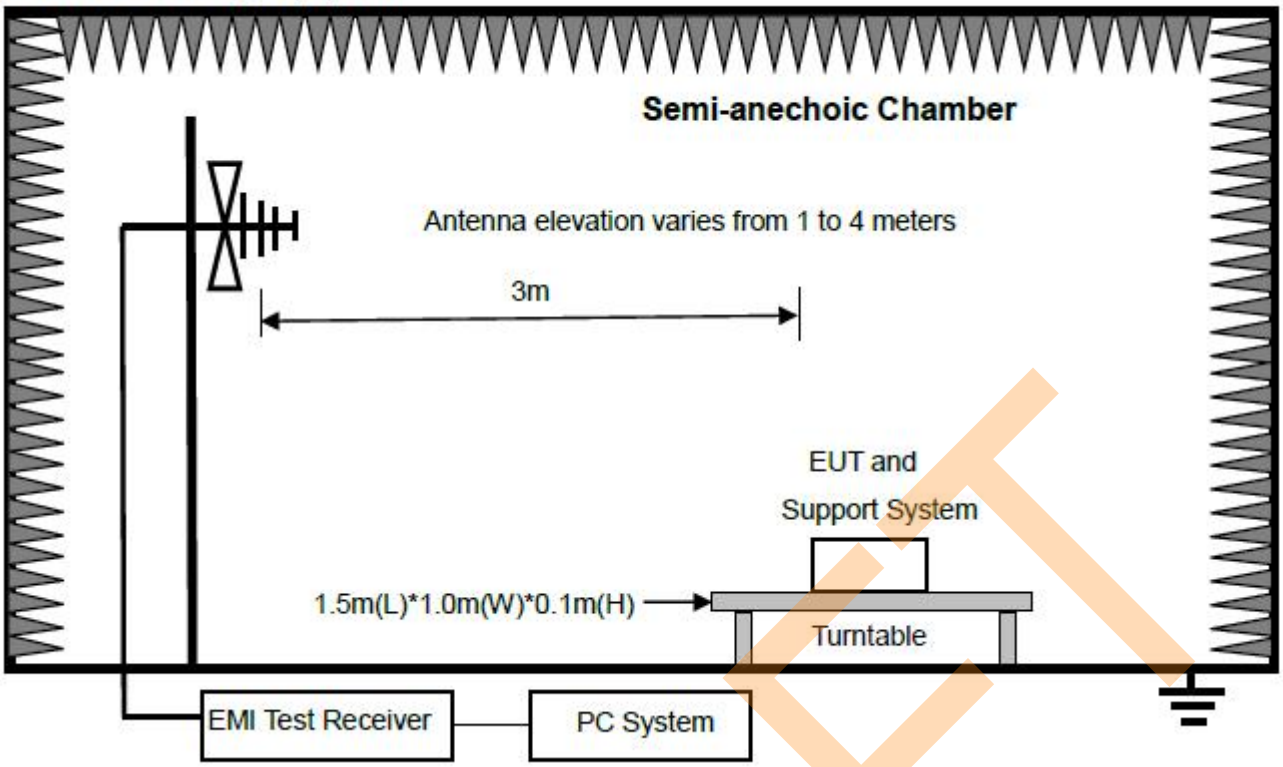

For combinations equipment

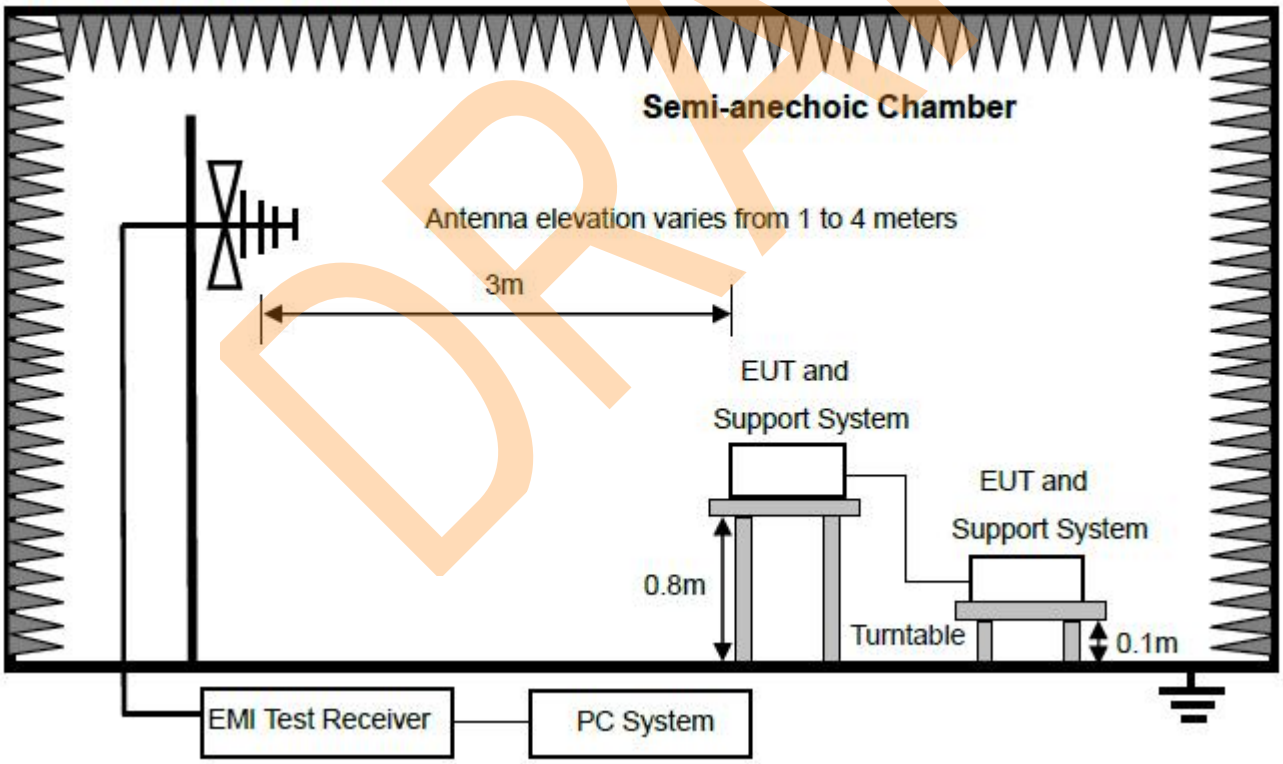

DRAFT

Shenzhen LCS Compliance Testing Laboratory Ltd.
Add: Room 101, 201, Building A and Room 301, Building C, Juji Industrial Park, Yabianxueziwei, Shajing Street, Bao'an District, Shenzhen, Guangdong, China
Tel: +(86) 0755-82591330 | E-mail: webmaster@lcs-cert.com | Web: www.lcs-cert.com
Scan code to check authenticity

4.2.4 E.U.T. Operation

Operating Environment:			
Temperature:	26° C	Humidity:	54%RH
Test Engineer	Xing Jin Mo		
Mode 1	SA mode	Voltage	DC 9V
Mode 2	Working	Voltage	DC 5V

DRAFT

Shenzhen LCS Compliance Testing Laboratory Ltd.
Add: Room 101, 201, Building A and Room 301, Building C, Juji Industrial Park, Yabianxueziwei, Shajing Street, Bao'an District, Shenzhen, Guangdong, China
Tel: +(86) 0755-82591330 | E-mail: webmaster@lcs-cert.com | Web: www.lcs-cert.com
Scan code to check authenticity

4.2.5 Test data

Mode 1 / Polarization: Vertical

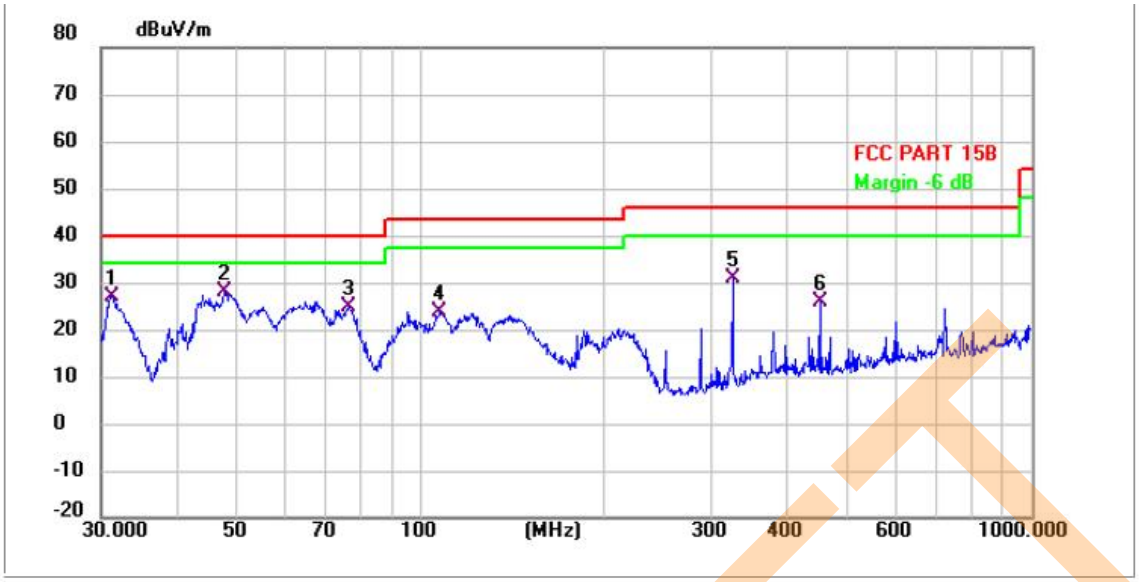

No.	Frequency (MHz)	Reading (dBuV)	Factor (dB/m)	Level (dBuV/m)	Limit (dBuV/m)	Margin (dB)	Detector	P/F	Remark
1	31.2893	47.69	-20.60	27.09	40.00	-12.91	QP	P	
2 *	47.8260	46.43	-18.39	28.04	40.00	-11.96	QP	P	
3	76.5121	47.48	-22.59	24.89	40.00	-15.11	QP	P	
4	107.5101	42.67	-18.89	23.78	43.50	-19.72	QP	P	
5	324.4561	47.07	-16.16	30.91	46.00	-15.09	QP	P	
6	451.1350	40.14	-14.09	26.05	46.00	-19.95	QP	P	

DRAFT

Shenzhen LCS Compliance Testing Laboratory Ltd.
Add: Room 101, 201, Building A and Room 301, Building C, Juji Industrial Park, Yabianxueziwei, Shajing Street, Bao'an District, Shenzhen, Guangdong, China
Tel: +(86) 0755-82591330 | E-mail: webmaster@lcs-cert.com | Web: www.lcs-cert.com
Scan code to check authenticity

Mode 1 / Polarization: Horizontal

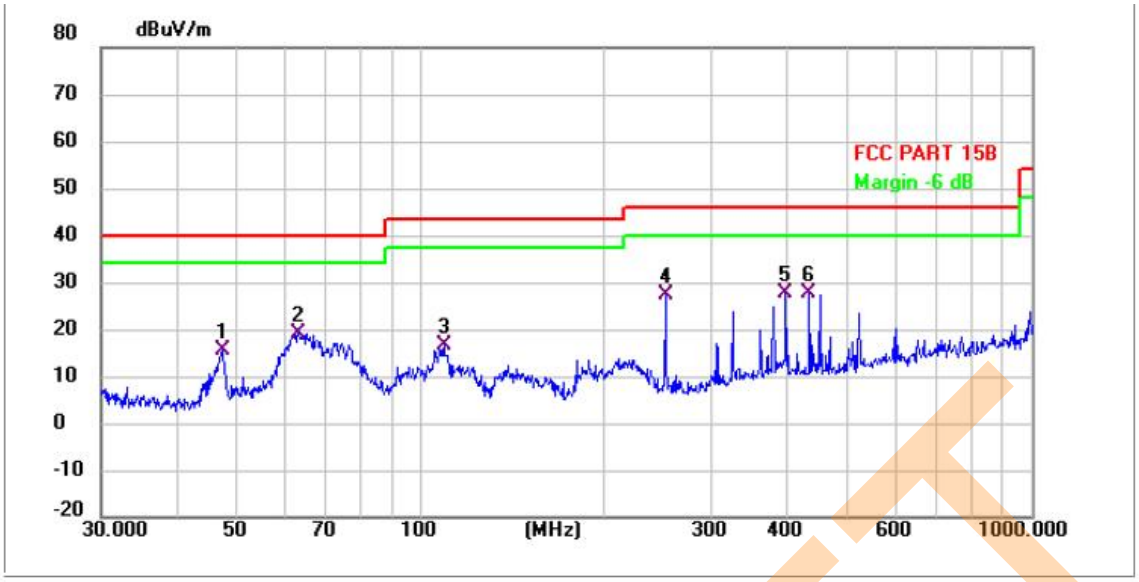

No.	Frequency (MHz)	Reading (dBuV)	Factor (dB/m)	Level (dBuV/m)	Limit (dBuV/m)	Margin (dB)	Detector	P/F	Remark
1	47.3255	33.86	-18.50	15.36	40.00	-24.64	QP	P	
2	63.0916	40.07	-20.93	19.14	40.00	-20.86	QP	P	
3	109.4116	34.93	-18.47	16.46	43.50	-27.04	QP	P	
4	252.0627	45.56	-18.30	27.26	46.00	-18.74	QP	P	
5	396.2415	42.02	-14.48	27.54	46.00	-18.46	QP	P	
6 *	432.5456	41.82	-14.06	27.76	46.00	-18.24	QP	P	

DRAFT

Shenzhen LCS Compliance Testing Laboratory Ltd.
Add: Room 101, 201, Building A and Room 301, Building C, Juji Industrial Park, Yabianxueziwei, Shajing Street, Bao'an District, Shenzhen, Guangdong, China
Tel: +(86) 0755-82591330 | E-mail: webmaster@lcs-cert.com | Web: www.lcs-cert.com
Scan code to check authenticity

Mode 2 / Polarization: Vertical

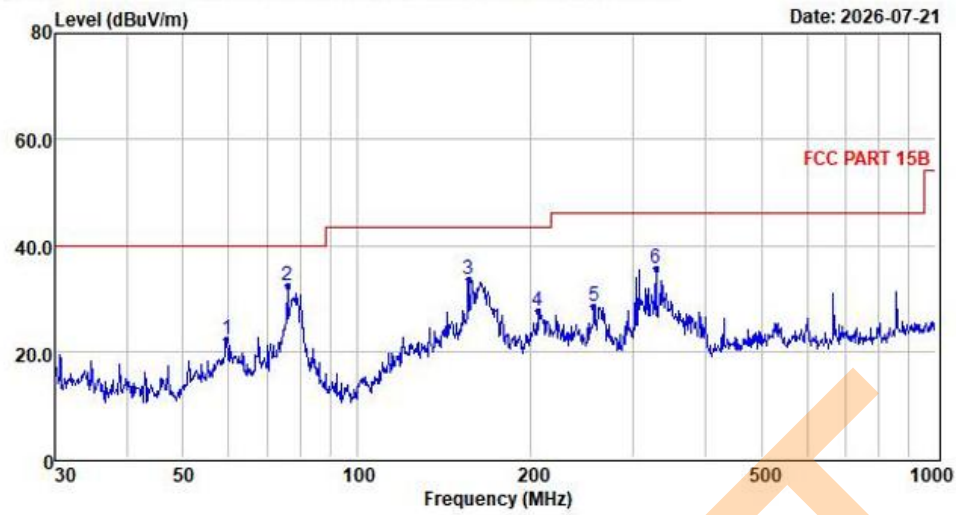

	Freq	Reading	CabLos	Antfac	Measured	Limit	Over	Remark
	MHz	dBuV	dB	dB/m	dBuV/m	dBuV/m	dB	
1	59.44	9.04	0.65	12.51	22.20	40.00	-17.80	QP
2	75.71	21.71	0.72	9.97	32.40	40.00	-7.60	QP
3	155.91	23.41	1.06	9.00	33.47	43.50	-10.03	QP
4	205.68	15.44	1.21	11.06	27.71	43.50	-15.79	QP
5	256.52	14.52	1.27	12.62	28.41	46.00	-17.59	QP
6	329.04	20.64	1.34	13.73	35.71	46.00	-10.29	QP

Note: 1. All readings are Quasi-peak values.
2. Measured= Reading + Antenna Factor + Cable Loss
3. The emission that are 20db below the official limit are not reported

DRAFT

Shenzhen LCS Compliance Testing Laboratory Ltd.
Add: Room 101, 201, Building A and Room 301, Building C, Juji Industrial Park, Yabianxueziwei, Shajing Street, Bao'an District, Shenzhen, Guangdong, China
Tel: +(86) 0755-82591330 | E-mail: webmaster@lcs-cert.com | Web: www.lcs-cert.com
Scan code to check authenticity

Mode 2 / Polarization: Horizontal

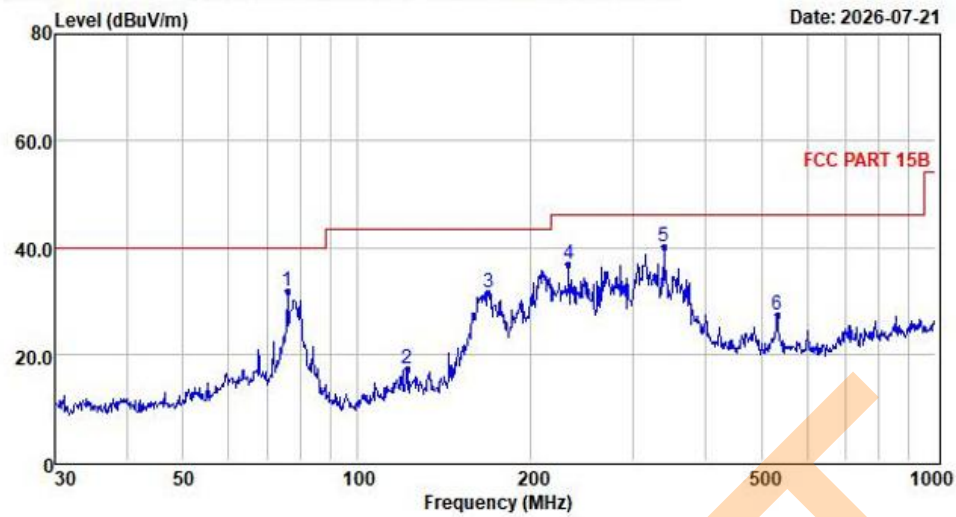

	Freq	Reading	CabLos	Antfac	Measured	Limit	Over	Remark
	MHz	dBuV	dB	dB/m	dBuV/m	dBuV/m	dB	
1	75.71	21.05	0.72	9.97	31.74	40.00	-8.26	QP
2	121.98	6.11	0.91	10.36	17.38	43.50	-26.12	QP
3	168.41	20.78	1.10	9.62	31.50	43.50	-12.00	QP
4	232.53	23.61	1.24	12.06	36.91	46.00	-9.09	QP
5	339.59	24.57	1.35	14.33	40.25	46.00	-5.75	QP
6	533.83	8.36	1.50	17.42	27.28	46.00	-18.72	QP

Note: 1. All readings are Quasi-peak values.
2. Measured= Reading + Antenna Factor + Cable Loss
3. The emission that are 20db below the official limit are not reported

DRAFT

Shenzhen LCS Compliance Testing Laboratory Ltd.
Add: Room 101, 201, Building A and Room 301, Building C, Juji Industrial Park, Yabianxueziwei, Shajing Street, Bao'an District, Shenzhen, Guangdong, China
Tel: +(86) 0755-82591330 | E-mail: webmaster@lcs-cert.com | Web: www.lcs-cert.com
Scan code to check authenticity

5. TEST SETUP PHOTOS

AC Power Port Conducted Emission



Radiated Emissions Test(30-1000MHz)



Shenzhen LCS Compliance Testing Laboratory Ltd.
Add: Room 101, 201, Building A and Room 301, Building C, Juji Industrial Park, Yabianxueziwei, Shajing Street, Bao'an District, Shenzhen, Guangdong, China
Tel: +(86) 0755-82591330 | E-mail: webmaster@lcs-cert.com | Web: www.lcs-cert.com
Scan code to check authenticity



DRAFT

Shenzhen LCS Compliance Testing Laboratory Ltd.
Add: Room 101, 201, Building A and Room 301, Building C, Juji Industrial Park, Yabianxueziwei, Shajing Street, Bao'an District, Shenzhen, Guangdong, China
Tel: +(86) 0755-82591330 | E-mail: webmaster@lcs-cert.com | Web: www.lcs-cert.com
Scan code to check authenticity

6. EUT CONSTRUCTIONAL DETAILS (EUT PHOTOS)

Fig. 1

Fig. 2

DRAFT

Shenzhen LCS Compliance Testing Laboratory Ltd.
Add: Room 101, 201, Building A and Room 301, Building C, Juji Industrial Park, Yabianxueziwei, Shajing Street, Bao'an District, Shenzhen, Guangdong, China
Tel: +(86) 0755-82591330 | E-mail: webmaster@lcs-cert.com | Web: www.lcs-cert.com
Scan code to check authenticity



Fig. 3



Fig. 4

DRAFT

Shenzhen LCS Compliance Testing Laboratory Ltd.
Add: Room 101, 201, Building A and Room 301, Building C, Juji Industrial Park, Yabianxueziwei, Shajing Street, Bao'an District, Shenzhen, Guangdong, China
Tel: +(86) 0755-82591330 | E-mail: webmaster@lcs-cert.com | Web: www.lcs-cert.com
Scan code to check authenticity



Fig. 5



Fig. 6

Shenzhen LCS Compliance Testing Laboratory Ltd.
Add: Room 101, 201, Building A and Room 301, Building C, Juji Industrial Park, Yabianxueziwei, Shajing Street, Bao'an District, Shenzhen, Guangdong, China
Tel: +(86) 0755-82591330 | E-mail: webmaster@lcs-cert.com | Web: www.lcs-cert.com
Scan code to check authenticity



Fig. 7



Fig. 8

Shenzhen LCS Compliance Testing Laboratory Ltd.
Add: Room 101, 201, Building A and Room 301, Building C, Juji Industrial Park, Yabianxueziwei, Shajing Street, Bao'an District, Shenzhen, Guangdong, China
Tel: +(86) 0755-82591330 | E-mail: webmaster@lcs-cert.com | Web: www.lcs-cert.com
Scan code to check authenticity



Fig. 9



Fig. 10

----------End Report----------

Shenzhen LCS Compliance Testing Laboratory Ltd.
Add: Room 101, 201, Building A and Room 301, Building C, Juji Industrial Park, Yabianxueziwei, Shajing Street, Bao'an District, Shenzhen, Guangdong, China
Tel: +(86) 0755-82591330 | E-mail: webmaster@lcs-cert.com | Web: www.lcs-cert.com
Scan code to check authenticity